


RHN Laundry management



Guidelines



Royal Hospital for
Neuro-disability

Important information

Are you using the blue, red and white bags correctly?

White bags = linen, towels, pillow cases and blankets

Blue bags = patient clothing

Red bags = soiled or infected items (to be placed accordingly in white or blue bags)

Pink bags = rejected flat laundry (torn/ripped/substandard but **clean only**)

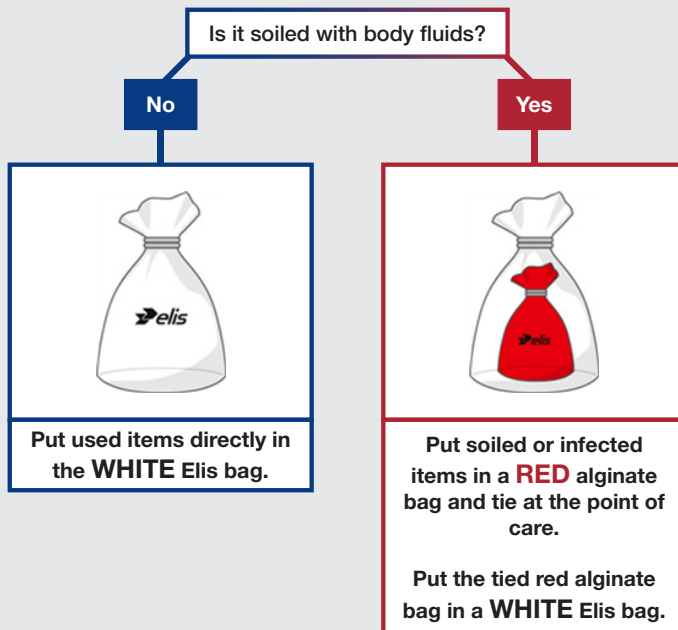
Are you putting clothing in the correct trolley?

All blue bags of patient clothing must be kept separate from white bags which contain flat laundry. Any blue bags left in a white trolley will be taken off site and not returned.

Are you tying bags correctly?

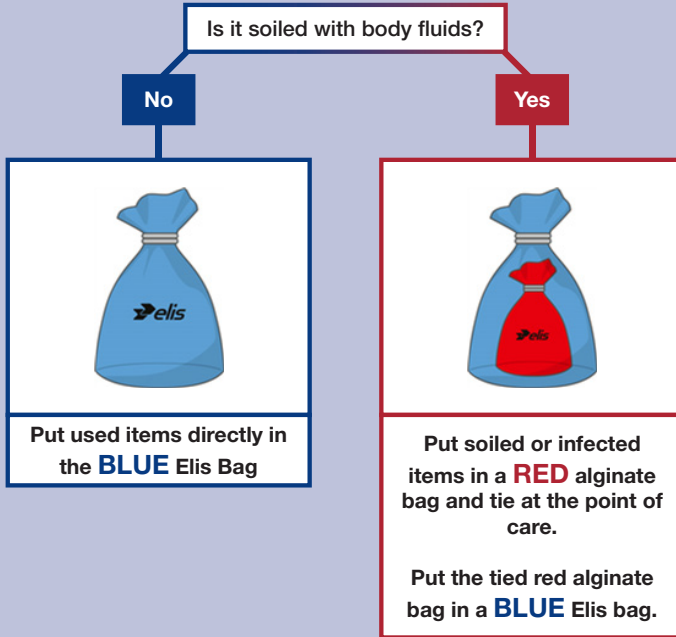
Red bags should not be tied with blue and white bags as it will force the laundry staff to open soiled or infected items for washing.

Used Linen, towels, pillow cases and blankets






Any patient laundry items

(clothes, slings, wheelchair cushion covers, and bibs)



Used Linen, towels, pillow cases and blankets

Receptacles	Contents	Procedure
	<p>ONLY CLEAN torn/ripped or substandard flat laundry</p> <ul style="list-style-type: none"> • Linens • Pillow cases • Blankets • Towels 	<p>Clean linen, towels, pillow cases and blankets which were found torn or ripped substandard should be placed in the PINK Elis bag for correct disposal.</p>



Royal Hospital for
Neuro-disability